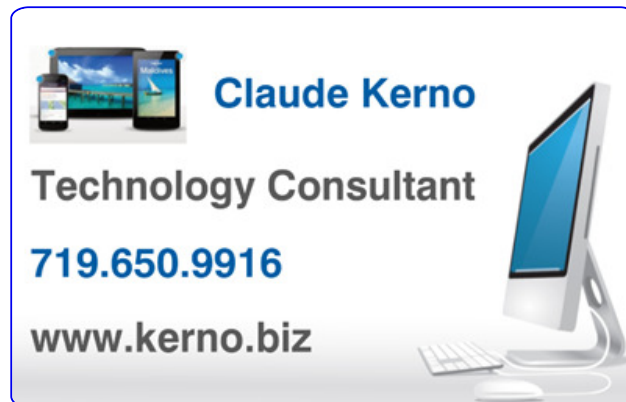


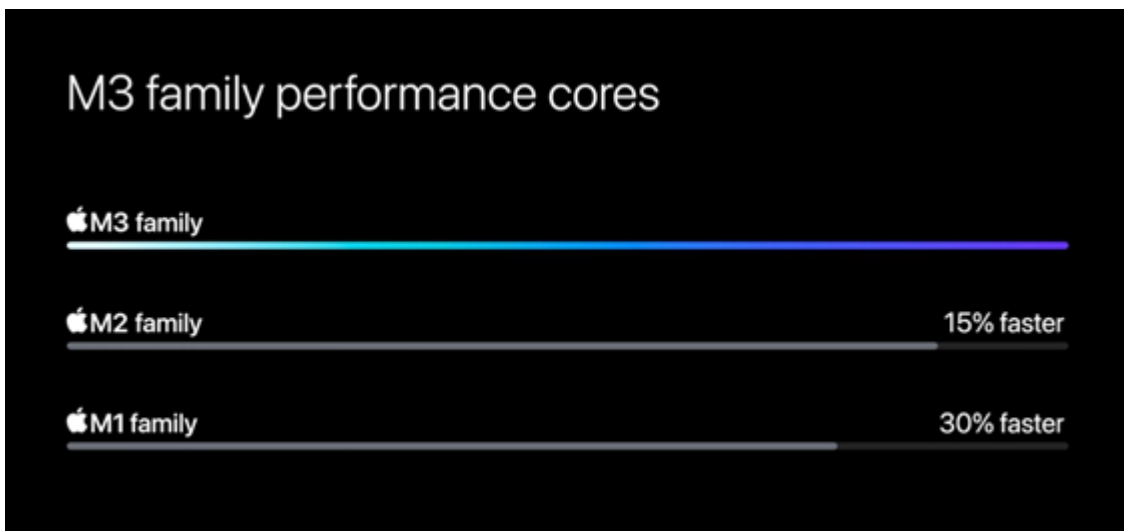
[View this email in your browser](#)



Claude Kerno
Technology Consultant
719.650.9916
www.kerno.biz

November 2023 Newsletter

If you have been patiently waiting to get a new iMac computer, your wait is finally over. Apple has announced that the new 24 inch iMac models with the new Apple M3 silicone chip will be available November 7th. The last iMac update was released over 900 days ago, in April 2021, so this is a much anticipated update to the beautiful, and very thin, iMac all-in-one computer. This new M3 iMac is reported to be 30% faster than the M1 model, but most likely you will be upgrading from an even older Mac with an Intel CPU, so you will experience an even greater performance boost.



If your Mac computer is 5-10 years old, (you can check its age by clicking on the Apple icon top left, then click "About This Mac" and look for the date), now would be a good time to consider upgrading. With the new hardware will come macOS 14 Sonoma with all the security improvements that you currently cannot get with your older macOS. As you can see in the photo below, this Early 2013 Mac can only go as high as macOS 10 Catalina. So for the last few years this computer has not been able to get the new security features in macOS 11, 12, 13 nor 14. [Identify your iMac model.](#)



Back in 2020, Apple decided to stop using Intel based CPUs and started using Apple silicon chips because of their better balance between performance and power efficiency. There are now M1 (2020), M2 (2022), M3 (2023), standard, Pro, Max and Ultra variants of CPUs in Mac computers. Most people will be perfectly fine with M1, M2 and M3 Macs and do not need to look at Pro, Max or Ultra models, so try not to get confused with all the technical jargon floating around. But if you do purchase a new iMac on your own, you will want to make sure it is the new M3 model. Don't let someone sell you an older iMac with M1.

	(Standard)	Pro	Max	Ultra
M1	MacBook Air (2020) Mac mini (2020) MacBook Pro (13-inch, 2020) iMac (2021) iPad Pro (2021) iPad Air (2022)	MacBook Pro (14-inch and 16-inch, 2021)	MacBook Pro (14-inch and 16-inch, 2021) Mac Studio (2022)	Mac Studio (2022)
M2	MacBook Air (2022, 2023) MacBook Pro (13-inch, 2022) iPad Pro (2022) Mac Mini (2023) Vision Pro (2024)	MacBook Pro (14-inch and 16-inch, early 2023) Mac mini (2023)	MacBook Pro (14-inch and 16-inch, early 2023) Mac Studio (2023)	Mac Studio (2023) Mac Pro (2023)
M3	MacBook Pro (14-inch, late 2023) iMac (2023)	MacBook Pro (14-inch and 16-inch, late 2023)	MacBook Pro (14-inch and 16-inch, late 2023)	

Apple Online Store

If you order direct from [Apple's website](#), you will almost certainly receive the new M3 chip, but

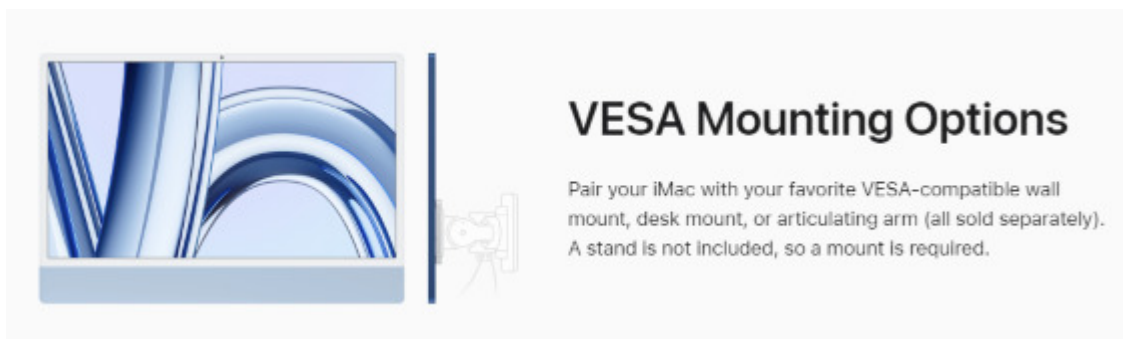
consider: 1.) upgrade the RAM to 16GB and 2.) upgrade the storage SSD to 512GB (some people may even need the 1TB SSD if they have a lot of photos and videos). In the past we were able to easily upgrade RAM and storage, but now you will want to plan ahead and get the upgrades now. To check how much storage your current computer is using, return to "About This Mac" (see above) and click on the "Storage" tab. It will show you how large the SSD is, how much of that you are using now, and how much free space you have. Plan on needing additional space over the next 10 years.

- M3 iMac basic configuration, 8GB RAM, 256GB SSD for \$1299
 - ([Silver](#))
 - ([Blue](#))
 - ([Green](#))
 - ([Pink](#))
- Add 8GB RAM (16GB total) for \$200
- Add the 512GB SSD for \$200 or the 1TB SSD for \$400
- Add Ethernet for \$30 (Wired is always faster and more stable than wireless. If your current computer uses an ethernet cable for Internet instead of wireless, it is well worth it to spend \$30 to keep it on ethernet, but if you are currently using WiFi without problems, then it is not necessary to add ethernet)

Ethernet allows you to connect to the Internet using an Ethernet cable rather than wirelessly through a WiFi network. If you will use your iMac in a place with unreliable WiFi, Ethernet will provide a more stable connection. Even if you add Ethernet to your iMac, you will still be able to use your iMac with WiFi, you will have both options.

Vesa Mount

The new iMacs have a new option, [Vesa Mount](#). If you have multiple monitors on your desk, and you have a [monitor mount](#), you can order your new iMac [without a stand](#) and mount it directly to your monitor mount. Most people will order their new iMac with a stand, but the Vesa Mount option does give some people more flexibility.

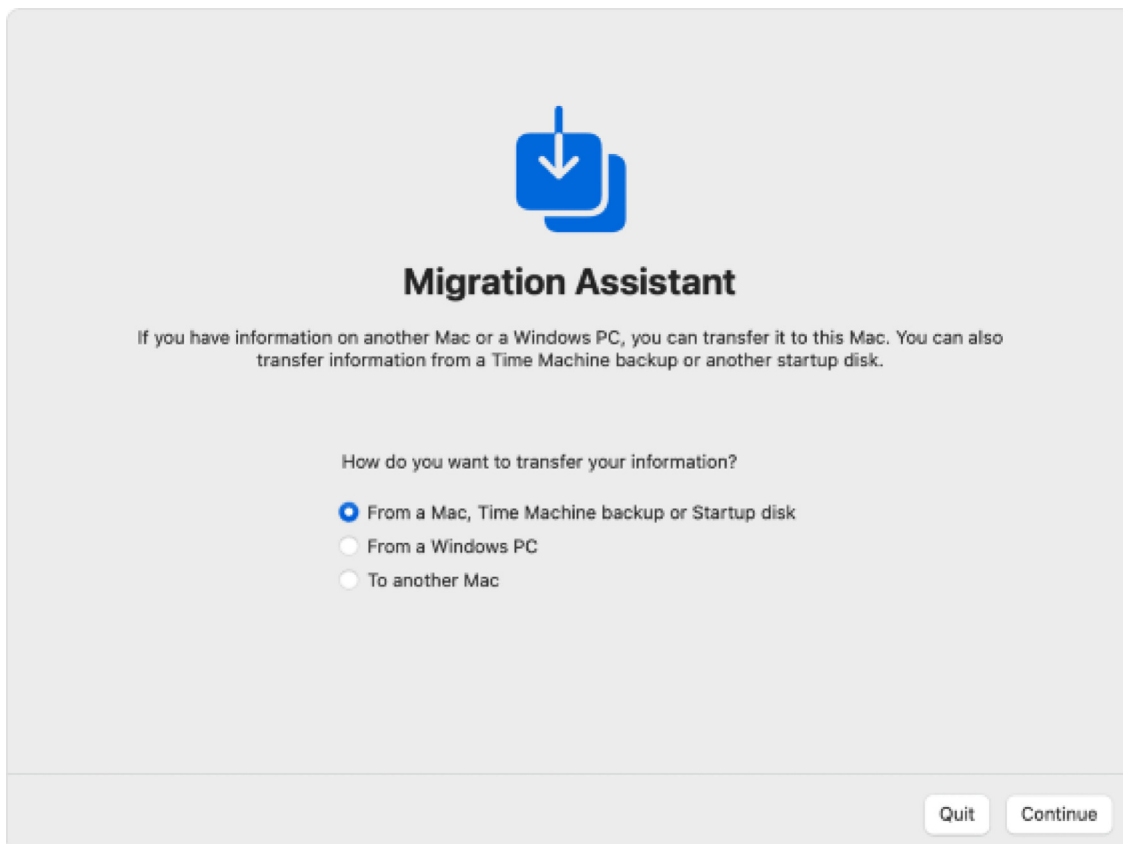


WHAT'S IN THE BOX



Migration Assistant

Once you receive your new iMac, it is easy to transfer everything from the old Mac to the new computer with the [Migration Assistant](#) app. Migration Assistant can transfer directly from the old computer, or from your Time Machine backup drive. The new computer will ask you right away during startup if you want to transfer from your old computer. While this has usually worked in the past, sometimes I find that the process gets stuck. So I have learned to setup the new computer, [update the macOS](#), then return to the Migration Assistant and perform the transfer.



usually makes it easy to upgrade to a new device, but hiccups can happen along the way. If you are brave, you can start the process and contact me if you run into any problems.

Enjoy your new iMac!



More Info:

- [Apple Store Online - iMac M3](#)
- [Apple Store Online - iMac M3 with Vesa mount](#)
- [Apple - Identify your iMac model](#)
- [MacRumors - Apple Silicon Buyer's Guide: All the Differences Explained](#)
- [MacRumors - Buyer's Guide \(Know the best time to upgrade\)](#)
- [Engadget - Apple reveals new MacBook Pros, M3 chips and a new iMac](#)

Security checklist for you and your technology

- I have an external backup drive for my computer ([Windows](#), [Mac](#))? Yes _____ No _____
and I know how to check that it is working? Yes _____ No _____ ([more info](#))

- [Apple iCloud](#): Yes ____ No ____ (see what you find at <https://icloud.com>)
- [Microsoft OneDrive](#): Yes ____ No ____ (see what you find at <https://onedrive.com>)
- [Google Drive](#): Yes ____ No ____ (see what you find at <https://drive.google.com>)
- [Dropbox](#): Yes ____ No ____ (see what you find at <https://dropbox.com>)
- [Carbonite](#): Yes ____ No ____ (see what you find at <https://carbonite.com>)
- Other: _____
- None: ____
- My cell phone backup is turned on?
 - [iOS backup](#) (Apple): Yes ____ No ____
 - [Android backup](#) (Google): Yes ____ No ____
- My computer has all its updates/upgrades ([Windows](#), [Mac](#))? Yes ____ No ____ Cell phone ([Android](#), [iOS](#))? Yes ____ No ____
- I am using security software on my computer?
 - Built-in security ([Windows](#), [Mac](#)) ____
 - [Norton](#) ____
 - [MacAfee](#) ____
 - Other: _____
- I am using [random/unique passwords](#) for every account? Yes ____ No ____
- I have turned on [2FA/MFA](#) on every account where available? Yes ____ No ____
- I am using a [password manager](#) (or [document](#), [spreadsheet](#), [pdf](#)) to keep track of passwords? Yes ____ No ____
 - Name: _____
- I have frozen my credit files?
 - [TransUnion](#): Yes ____ No ____
 - [Experian](#): Yes ____ No ____
 - [Equifax](#): Yes ____ No ____

- I have an [IRS Identity Protection PIN \(IP PIN\)](#)? Yes ____ No ____ (Note: Must be renewed every tax season.)
- I am getting a [free credit report](#) alternating once every 4 months from TransUnion, Experian, Equifax? Yes ____ No ____

Security Checklist [PDF version](#) or [DOC version](#)



Copyright © 2023 Kerno.biz LLC, All rights reserved.

Want to change how you receive these emails?
You can [update your preferences](#) or [unsubscribe from this list](#).

