

[View this email in your browser](#)



**Kerno.biz LLC Newsletter**

**December 2020**

---

## Manage Your Apple ID

If you own any *Apple* product or use any *Apple* service, you have an *Apple ID*. These days, it can be tough to keep track of all your different accounts, purchases, and subscriptions. You might not know where to go to update your personal information or credit card with *Apple*. And what about those monthly charges you see on your credit card statement from *Apple*? What are they for? In this newsletter, I will let you know where to go to double-check all of this information and keep tabs on your *iCloud* account.



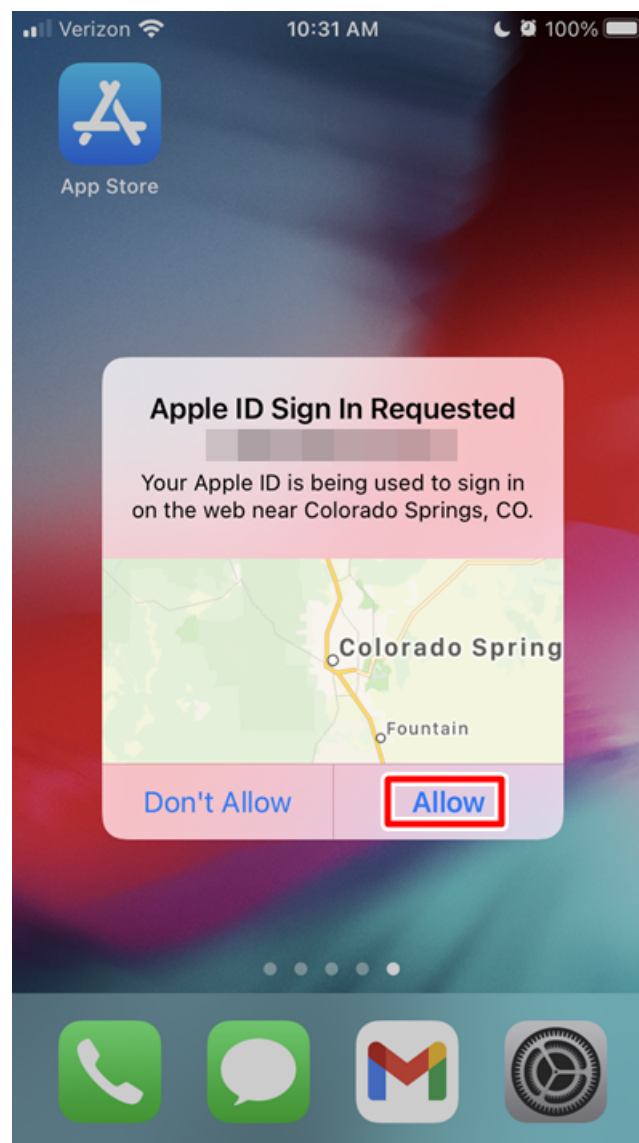
## To Update Your Personal Information With Apple

If you need to update any of your personal information, update your credit card or change your password, this is how to do it. Here we will use a computer:

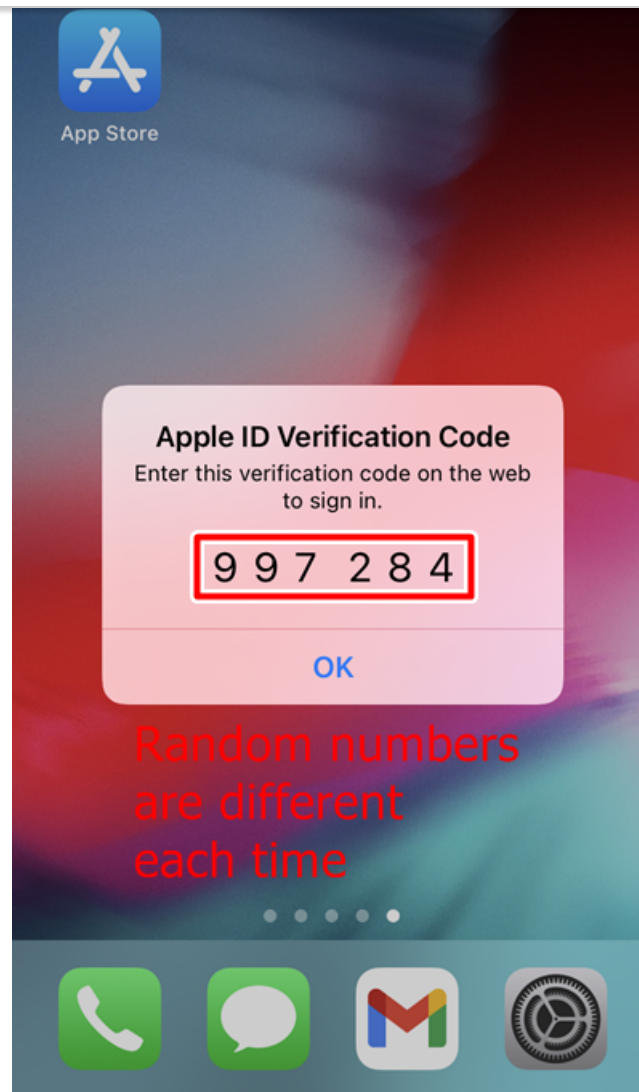
1. Go to the *Apple ID* Account Page at <https://appleid.apple.com>
2. Login with your email address and password
3. If you have [Two-Factor Authentication \(2FA\)](#) turned on, you will be asked for a 6 digit number



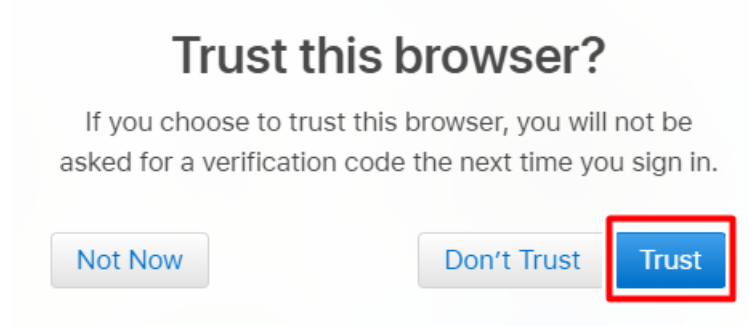
4. Look at your *iPhone* or *iPad* and touch "Allow"



5. Enter the random 6 digit code (Note: This number changes each time so no need to permanently record it.)



6. Click "Trust" when asked to "Trust this browser?" (Note: Only "Trust" if you are using your own computer.)



7. Now you can update your personal information or credit card on your *Apple ID* account. Click the "Edit" button to the right of:

- Account: Update your name, birthday, email address or phone number.
- Security: This is where you turn on Two-Factor Authentication (2FA) if it is not already on. (Tip: I strongly recommend turning on 2FA on all accounts if possible.)
- Devices: See all the devices logged into your account. (Tip: If you no longer own a device, click it and then click "Remove from account" and "Remove" to confirm.)

## PARALLELS-WIN7

Model: Windows

Version: Windows 6.1(1,0)

[Remove from account](#)

## Remove PARALLELS-WIN7?

After you remove this it will no longer have access to iCloud or other Apple services until you sign in again.

[Remove](#)[Cancel](#)

- Payments & Shipping: This is where you can update your credit card and shipping address.
- Messages from Apple: Check or uncheck to get emails from Apple.
- Data & Privacy: Decide if you want to share data with Apple.

## Account

APPLE ID

BIRTHDAY

LANGUAGE

English (US) - English (US)

COUNTRY / REGION

United States

REACHABLE AT

[Edit](#)

## Security

PASSWORD

[Change Password...](#)TWO-FACTOR AUTHENTICATION  
On

TRUSTED PHONE NUMBERS

[Edit](#)APP-SPECIFIC PASSWORDS  
[Generate Password...](#)

## Devices

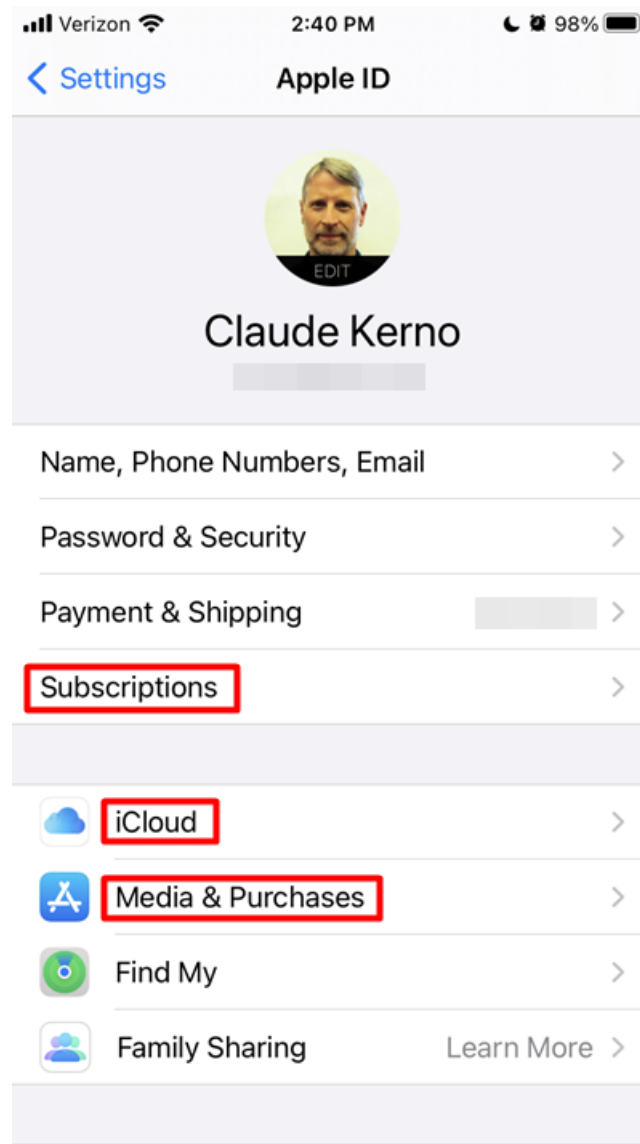
You are signed in to the devices below. [Learn more >](#)Scroll down  
for moreiPad mini 2  
iPad miniiPhone 7  
iPhone 7

Windows

MacBook Pro  
MacBook Pro 13"

Apple gives everyone 5GB of free *iCloud* storage space with your *Apple ID*. This space is used primarily for photos and videos taken with your *iPhone* or *iPad*, and for *iPhone* and

subscription. Here we will use an *iPhone* or *iPad* to check:



1. On your *iPhone* or *iPad* touch "Settings" (looks like a gray gear)
2. Touch your name top of the screen
3. Touch *iCloud*
4. Touch "Manage Storage"
5. Touch "Change Storage Plan"
6. You will see a checkmark next to your current storage plan
7. Note: At some point, you may need to upgrade your storage plan and this is where you will do it. If you need to do it now, touch the new plan and touch "Buy" top right to complete the purchase.

[Back](#)

## Upgrade iCloud Storage

[Buy](#)

iCloud stores the most important things from your device, like photos, documents, contacts, and more, so they're always available, even if you lose your device.

### CURRENT PLAN

5GB

Free



### CHOOSE UPGRADE

50GB

\$0.99 per month

200GB

\$2.99 per month

Can be shared with your family

2TB

\$9.99 per month

Can be shared with your family

Your storage plan will automatically renew. You can cancel at any time. [Learn More](#)

## Apple One and Other Subscriptions

To find other subscriptions such as *Apple One*:

1. On your *iPhone* or *iPad* touch "Settings" (looks like a gray gear)
2. Touch your name top of the main Settings screen
3. Touch "Subscriptions"

[< Apple ID](#)

## Subscriptions

## Renewal Receipts



A receipt will be sent to you for each subscription renewal. Receipts are always available in your account under Purchase History.



## Get Apple One

Enjoy millions of songs, over a hundred games, Apple Original shows and movies, and more. [Try It Now](#)

You do not have any subscriptions.

I don't have any subscriptions. If you have any, this is where you will see them.

[Apple One](#) is a new subscription that combines the individual subscriptions for *iCloud*, *Apple Music*, *Apple TV+*, and *Apple Arcade (games)*. If you were paying for two or more of these subscriptions separately, look into *Apple One*. You can also share one subscription with the whole family.

[Apple - What happens to your iCloud storage plan when you sign up for Apple One](#)



Apple One includes a free 1-month trial for services that you don't already have. After your free trial, services that you previously subscribed to are automatically included in Apple One. If you recently canceled a service, you might not be eligible for the free trial. Your plan automatically renews after the trial.

[See prices.](#)

### Individual

- Apple Music
- Apple TV+
- Apple Arcade
- 50 GB of iCloud storage

Apple Music and iCloud storage can't be shared with family using this plan. You can always share Apple TV+ and Apple Arcade with family.

### Family

- Apple Music
- Apple TV+
- Apple Arcade
- 200 GB of iCloud storage

Share them all with up to five other family members.

### Premier

- Apple Music
- Apple TV+
- Apple Arcade
- Apple News+
- 2 TB of iCloud storage
- Apple Fitness+ (coming late 2020)

Share them all with up to five other family members.

## Purchases

To find your app purchases, both for *iOS (iPhone & iPad)* and *Mac*:

1. On your *iPhone* or *iPad* touch "Settings" (looks like a gray gear)
2. Touch your name top of the main Settings screen
3. Touch "Media & Purchases"
4. Touch "View Account"
5. Scroll down and touch "Purchase History"
6. To see older history, touch the "Date Range" and change to a different year
7. You will see "Purchases" made on your *iPhone/iPad (iOS)* and your *Mac*, even if they were "Free"

[Back](#)

## Purchase History

DATE RANGE

Last 90 Days &gt;

OCT 27, 2020



Canon PRINT Business

Canon Inc.  
iOS App

\$0.00

Total Billed

\$0.00 &gt;

OCT 19, 2020

WPS Office: PDF, Docs, Table  
KINGSOFT OFFICE SOFTWARE C...  
Mac App

\$0.00

Total Billed

\$0.00 &gt;

OCT 6, 2020



eero home wifi system

eero LLC  
iOS App

\$0.00

[Back](#)

## Purchase History

JAN 10, 2015



Evernote Scannable

Evernote  
iOS App

\$0.00

← iPhone/iPad

Total Billed

\$0.00 &gt;

JAN 9, 2015



Duplicate Detective: Cleaner

FIPLAB Ltd  
Mac App

\$2.99

← Mac purchase



MailChimp Import

\$0.00

Total Billed \$2.99 &gt;

JAN 7, 2015



Media Browser for iOS  
Sivaram Adhiappan  
iOS App

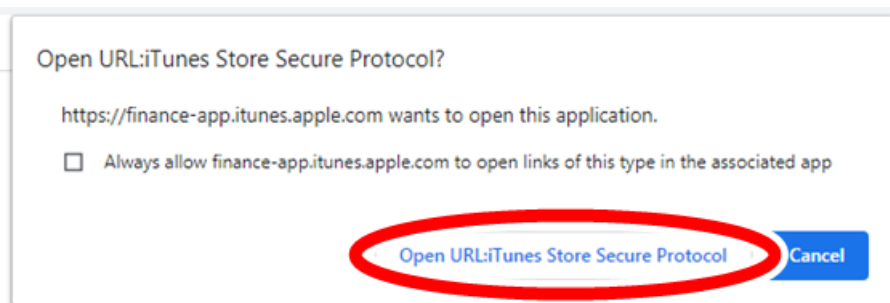
\$0.00

I purchased an app on my Mac back in 2015

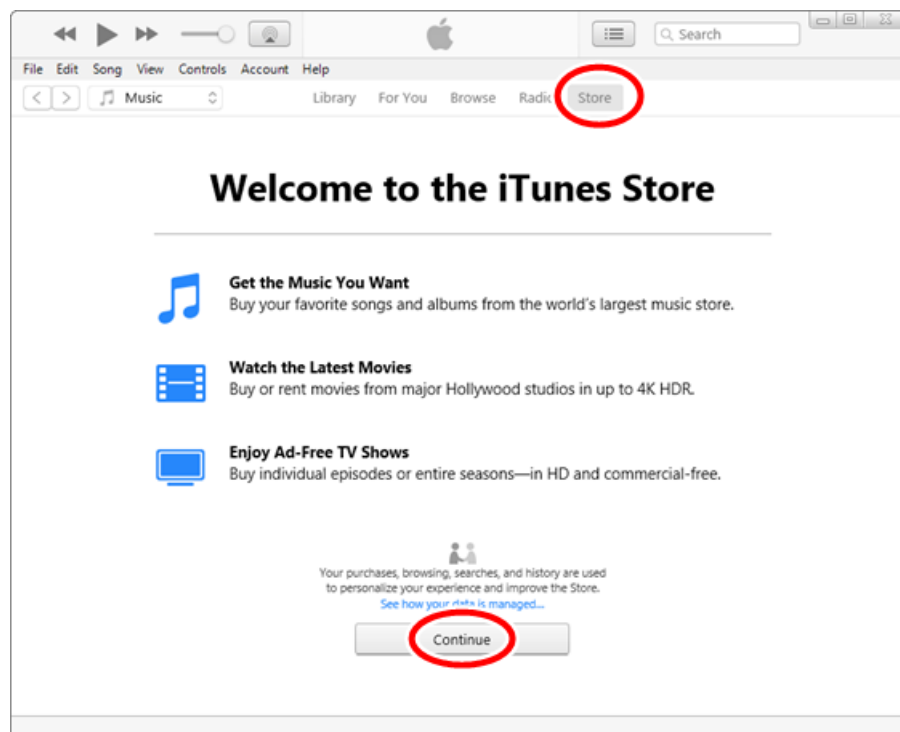
I hope this helps you find and update your information with *Apple*. Let me know if you get stuck on any of this and Happy Holidays! I know we are all looking forward to a world without the threat of COVID-19, but until then, stay safe.

### P.S. Using A Computer

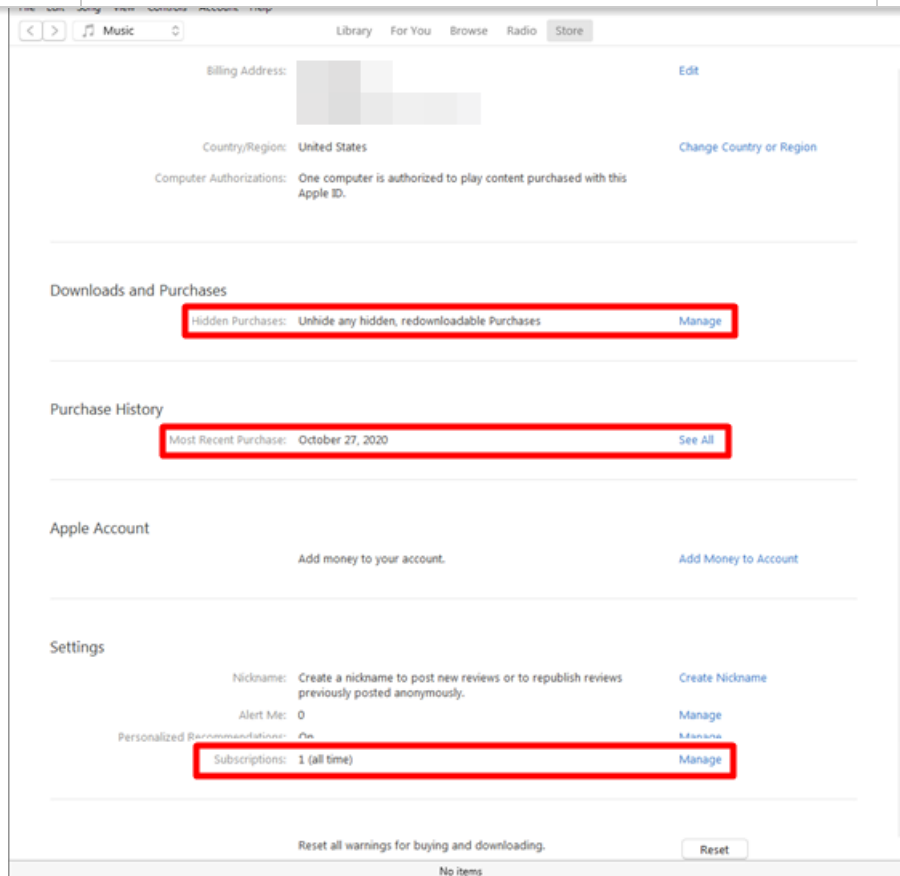
If you click on some of these links on a computer instead of on your *iPhone* or *iPad*, you may be sent to *iTunes*. Here are some of the windows you may see:



Click "Open URL..."



Click Continue



Click "See All" or "Manage" to see purchases or subscriptions

### More Info:

[Apple - Apple ID Account Page](#)

[Apple - Apple ID Support](#)

[Apple - iCloud Online Sign In](#)

[Apple - Your Shop Account](#)

[Apple - See or cancel your subscriptions](#)

[Apple - Manage subscriptions from Apple if you don't have an Apple device](#)

[Apple - Get Subscriptions & Purchases support](#)

[Apple - What's happening with Billing & Subscriptions?](#)

[Apple - Get Apple One](#)

[Apple - What happens to your iCloud storage plan when you sign up for Apple One?](#)



[Subscribe](#)

[Past Issues](#)

[Translate ▼](#)

[RSS](#)

